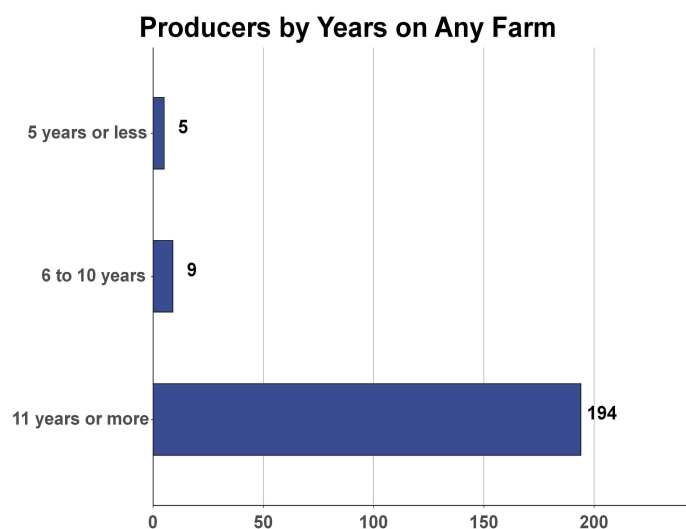
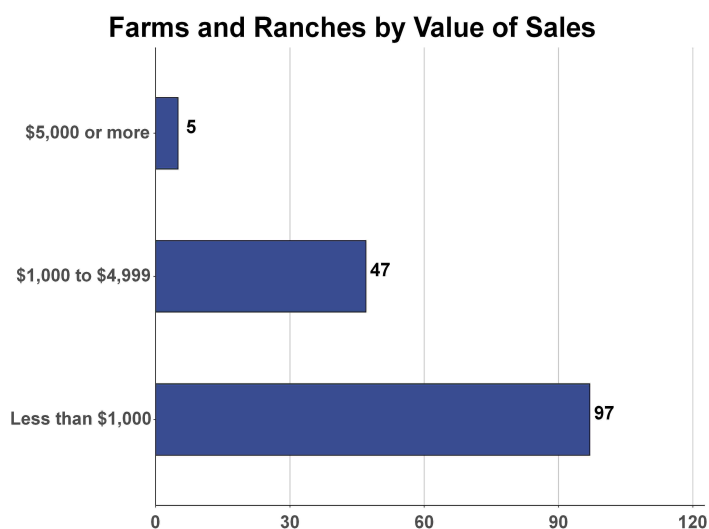
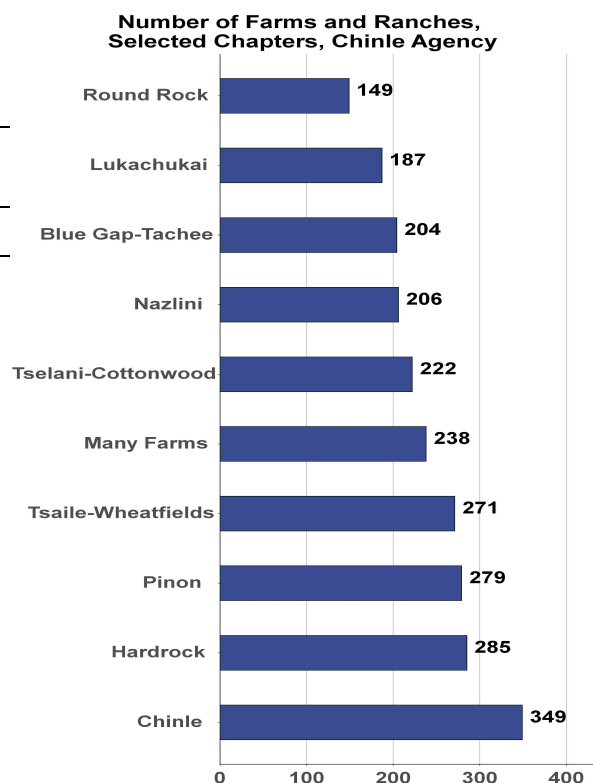


Round Rock Chapter

Total and Per Farm Overview

	2022	% of Chinle Agency
Number of Farms and Ranches	149	5.5
Total	(\$)	
Market value of products sold	178,000	3.3
Crop sales	45,000	1.4
Livestock sales	133,000	6.5
Farm production expenses	1,585,000	6.3
Per farm average	(\$)	
Market value of product sold	1,198	
Shares of Sales by Type	(%)	
Crop sales	25.3	
Livestock sales	74.7	



Round Rock Chapter

Livestock and Crop Totals

Livestock			% of Chinle Agency
	Farms	Inventory	
Cattle and calves	62	669	7.5
Beef cows	53	388	8.2
Sheep and lambs	109	1,934	5.1
Horses and ponies	95	281	4.6
Goats	88	1,003	8.7

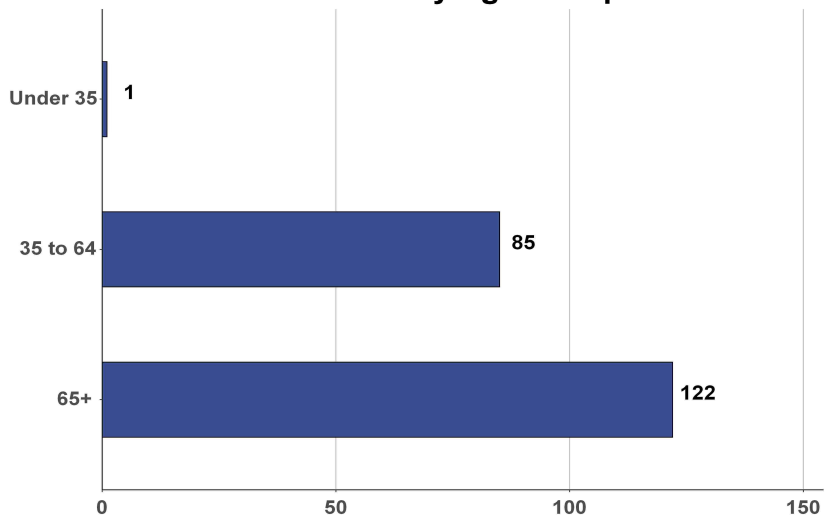
Crops			% of Chinle Agency
	Farms	Acres	
Corn, traditional	20	29	2.9
Hay and haylage	-	-	-
Vegetables	8	7	1.4
Cantaloupes	2	(D)	(D)
Honeydew melons	2	(D)	(D)
Squash, all	6	1	(Z)
Watermelons	6	1	(Z)

Total Producers^a 208
Average age (years) 65.6

Sex
Female 130
Male 78

Other characteristics
With military service 4
New and beginning farmers 14
Young Producers 1

All Producers by Age Group



See [2022 Census of Agriculture](#), U.S. Summary and State Data, for complete footnotes, explanations, definitions, commodity descriptions, and methodology. ^a Data collected for a maximum of four producers per farm. (D) Withheld to avoid disclosing data for individual operations. (NA) Not available. (Z) Less than one unit shown. (-) Represents zero.